

Stretching for Pain-Free Performance

By Andy Harnsberger

Imagine life without the use of your hands. We use our hands so instinctively in our day-to-day life (especially as percussionists) that it is natural to take their health for granted. But because they are made up of a complex structure of muscles, bones, ligaments, tendons, and nerves, your hands are prone to damaging conditions such as repetitive stress injury, carpal tunnel syndrome, and tendonitis.

The inside of the wrist contains tunnels, called carpal tunnels, through which the major nerves (median, ulnar, and radial) pass. These nerves, which control motor and sensory distribution in the hands and fingers, are sometimes compressed. Constant pressure on the carpal tunnel can obstruct proper blood flow and nerve transmissions to the hands and fingers, causing numbness and tingling. This condition is referred to as Carpal Tunnel Syndrome.

Compression of the median nerve can be caused by tendonitis or a combination of flexed wrist with significant grip force requirements and repetitive movements—the very types of motions we use as percussionists. These stresses are commonly associated with cumulative trauma disorders of the hand and wrist, known as Repetitive Stress Injury (RSI).

Carpal Tunnel Syndrome and Repetitive Stress Injury symptoms are marked by pain, inflammation, and numbness and tingling. RSI can be the result of repetitive finger motions and/or extended muscle contractions in the forearm and wrist; it can be aggravated by playing percussion instruments, as well as other daily activities.

In a previous article, “Don’t Forget to Warm Up!” (PN 44:4, August 2006), I discussed daily warm-ups and technical exercises for the marimba. I mentioned that you are using very delicate muscles, and these muscles need to be warmed up *before* you use them. Just as athletes incorporate stretching into their warm-up routine, so should you stretch before you start to play.

I am speaking from experience. Throughout my career, I have had numerous problems with my hands and wrists. I have had Ganglion Cysts on both of my wrists, torn the muscles in both thumbs, and been diagnosed with Carpal Tunnel Syndrome and Repetitive Stress

Injury—all of which can be the “kiss of death” if you make your living as a performer. After talking with several specialists, I attributed most of my problems to not stretching and/or not warming up and practicing properly.

I knew that if I wanted to continue performing often, I would have to change my habits. Now, I follow these three simple rules: stretch/warm-up slowly, practice slowly, and ice my hands at the end of the day to take care of any swelling that has accumulated during the course of practice sessions. When I do these things consistently, my symptoms disappear, and I can practice and perform for hours. When I neglect these things, my hands and wrists get overworked and I experience the pain associated with the ailments listed above.

In our profession, our wrists and hands are going to be overworked on a daily basis. That is just the nature of our business. Exercise cannot prevent these injuries, and if you are in the midst of a flare-up, a workout or a practice session may aggravate it. However, if you are *not* already experiencing symptoms, stretches for the hands, arms, and shoulders can help.

I am not a medical doctor, so if you are experiencing problems, you should consult a professional. I have found that putting ice on my hands and wrists is an excellent way to decrease the symptoms of Carpal Tunnel Syndrome, Tendonitis, and Repetitive Stress Injury. Taking a small amount of vitamin B-6 (50 mg) will also help increase circulation to the nerve endings.

The following stretches were designed by Michelle Hill, OTR/L, a certified occupational therapist in Nashville, Tennessee. These stretches have worked wonders for me. Do these moves before your practice sessions—before you pick up a stick or mallet. You should never feel pain when doing these exercises, just a gentle stretch.

1. Shoulder and Hand Stretch: Lace your fingers together and turn your palms away from your body as you extend your arms forward at chest level, keeping your shoulders back and down. Hold for 10 seconds, then lower your arms to your sides and repeat five times. Stretches the shoulders, forearms, and fingers.



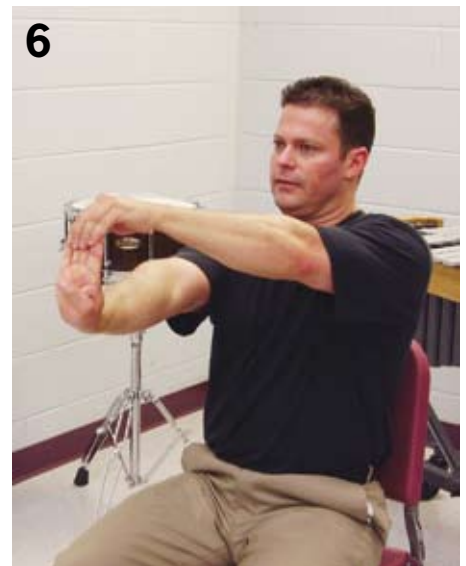
2. Overhead Stretch: Lace your fingers together and turn your palms away from your body (A), then extend your arms overhead, allowing your elbows to bend slightly (B). Hold for 10 seconds, then lower your arms and repeat five times. Stretches the upper torso, shoulders, and fingers.

3. Arm Stretch: Hold your right arm straight out in front of you and bring it across your chest toward your left shoulder. With your



2B**4A****5B**



left hand, grab behind your right elbow and stretch your arm across your chest. Hold for 10 seconds, lower your arms, and repeat on the opposite side. Repeat five times. Stretches the back of the arms and shoulders.

3**4B****6**

4. Wrist Warm-up: Sit with your arms at your sides and your elbows bent to 90 degrees. Without moving your upper arms, turn your hands so your palms face upward toward the ceiling (A), then downward, toward the floor (B). Repeat five times. Gently warms up the wrists and forearms.

5. Advanced Wrist Warm-up: Extend your arms in front of you, turn your hands so your palms face the ceiling, turning your elbows as far as they can go (A), then in the opposite direction, so that your palms are facing opposing walls (B). Stretches the wrists, elbows, forearms, and shoulders.

6. Wrist Stretch: Extend your right arm in front of you and bend your wrist back. With your left hand, reach across and grab the tips

5A**7A**

of your fingers on your right hand. Gently pull the fingers back toward your body. Hold for 10 seconds, lower your arms, and repeat on the opposite side. Repeat five times. Stretches the wrists, forearms, and fingers.

7. Hand Warm-up: Raise your arms to chest level, elbows slightly bent. Make a fist with both hands (A), then extend your fingers, spreading them out and apart without strain (B). Gently warms up the hands and fingers.

7B



Andy Harnsberger resides in Cleveland, Tennessee and is active throughout the year as a freelance percussionist and recitalist, performing approximately 50 concerts per year. He is also in demand as a clinician across the country, presenting workshops and master classes at many universities. Harnsberger earned his Doctorate of Musical Arts in Performance and Literature at the Eastman School of Music in Rochester, New York, where he also received the prestigious Performer's Certificate. He has been Director of Percussion Studies at Lee University in Cleveland, Tennessee since 1997. PN

NOW AVAILABLE ON DVD!

Historic Drummer's Heritage Concert Celebrating the power, pride and glory of field drumming


Filed at PASIC 2002, this 2-hour DVD features some of the most accomplished field drum artists in the world.

Appearances by: Jim Kilpatrick, Marty Hurley, Alfons Grieder, Jeff Queen, John Pratt, Nick Attanasio, Americlique, Bethune-Cookman College Marching Wildcats Drum Line, Canadian Associates Drumming Rudimental Excellence (CADRE), Camp Chase Fifes and Drums, Colonial Williamsburg Fifes and Drums, Oak Village Marching Percussion Ensemble, University of North Texas Drumline.

Also includes an exciting mass ensemble finale with NEXUS, and a special interview with Artistic Director Robin Engleman.

Cost: \$30 Supplies are limited

Order online: www.pas.org/shop Or call: 580-353-1455



Projection-Plus™ Tambourines

Found in the world's finest concert halls.

Experience the superior articulation, smooth rolls and rich sonority that top professionals demand.





- Solid, steam-bent hardwood shell
- Hand-hammered jingles in German Silver, Beryllium Copper and Phosphor Bronze
- Staggered, dual-width jingle slots
- 100% captive steel jingle pins
- Premium natural skin head
- Models available in 8", 10", 12"
- Made in USA

Available at select Grover dealers
www.groverpro.com

GROVER
PRO PERCUSSION®

GREATEST HITS.

BEST SELLERS FROM THE MD LIBRARY



The Drummer

Covering a century of drumming, from the founding fathers of jazz and rock to today's athletic soloists, this book is the first to tell the complete tale of drumming's master players. Hard cover, full color, with completely new text.

Paradiddle Power by Ron Spagnardi

Paradiddle Power, a unique study that offers many new applications of single, double, and triple paradiddles, is designed to increase technique, speed, fluidity, and creativity around the drumset.

Keep the Peace! by Mark Parsons

Recommended for drummers, percussionists, other types of musicians, and bands, Keep The Peace! provides practical suggestions for creating a soundproof place to practice.

Progressive Independence: Rock by Ron Spagnardi

This book is designed to help rock drummers achieve the 4-way independence needed to play patterns on the snare and bass drums, in combination with standard hi-hat/cymbal rhythms, while the hi-hat foot plays quarter or 8th notes.

Drumset Control by Ron Spagnardi

Dynamic and challenging patterns to increase speed and control on the drumset, Drumset Control contains a series of progressive exercises from basic triplet patterns and 16th notes to 16th-note triplets and 32nd notes.

The Encyclopedia of Double Bass Drumming

Includes hundreds of warm-up, beat, and fill exercises, plus lists of important double bass recordings and players with setup photos. Written by Bobby Rondinelli (Black Sabbath) and Mike Lauren.

Available at drumshops • Distributed by The Hal Leonard Corp.



Special Offer!

Get a 12-month subscription to Modern Drummer magazine and save nearly 60% off the newsstand price, with the discount card found in MD's most popular books.

Go online at moderndrummer.com
or call 1-800-537-2852 today!

MODERN DRUMMER

MAGAZINES • MULTI-MEDIA • ONLINE • EVENTS